

STEM WORKFORCE

A new resource for teachers, parents, students and policymakers from the Office of the Chief Scientist gives a snapshot of Australia's STEM (science, technology, engineering, mathematics) workforce as at 2011, and the top occupations for STEM graduates.

AUSTRALIAN WORKFORCE IN 2011

People with non-STEM qualifications

5.7 million

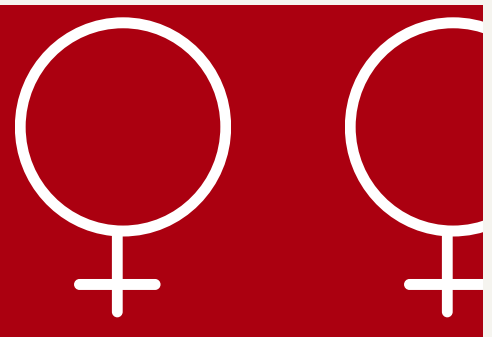
People with STEM qualifications

2.3 million

Of those with STEM qualifications:




84 % male



16 % female

STEM GRADUATES

Most common fields of qualification for STEM graduates:



Engineering

37 %



Natural & Physical Sciences

29 %

TOP OCCUPATIONS OF STEM GRADUATES INCLUDE



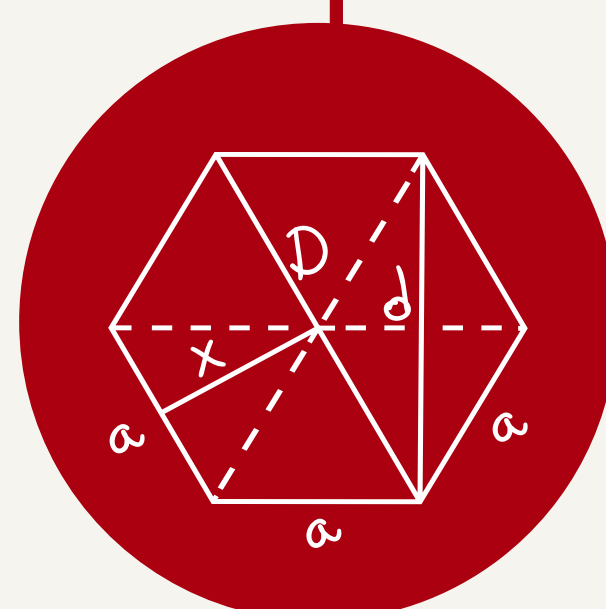
Food and wine scientists




Geologists and geophysicists




Agriculture and forestry scientists



Educators, schools and universities



Engineers



Software and applications programmers



Livestock and crop farmers