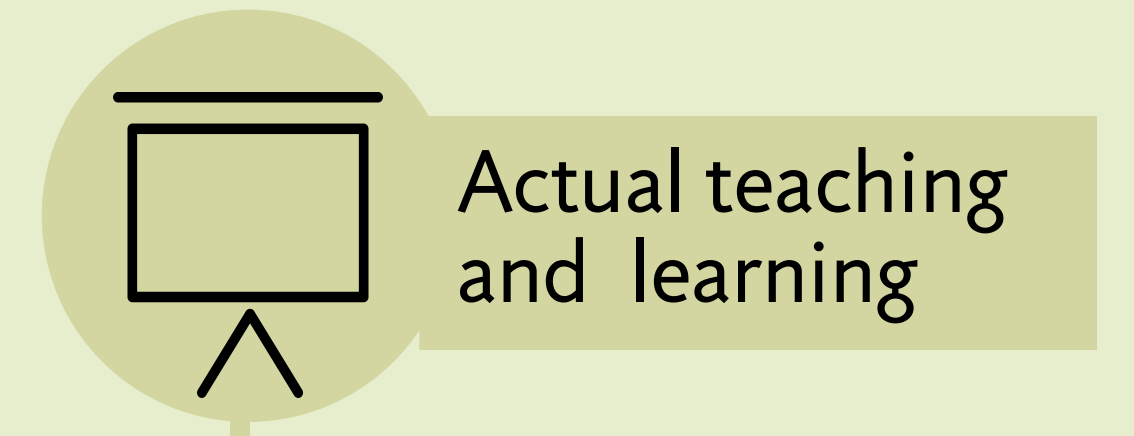


# What do teachers report spending time on during an average lesson?


The OECD Teaching and Learning International Survey (TALIS) 2013 asked lower secondary education teachers about the distribution of class time during an average lesson\*. Here are some of the results:




AUSTRALIA




7%



15%




78%



BRAZIL



12%




20%



67%



BULGARIA



5%




9%



87%



PORTUGAL



8%



16%




76%



SINGAPORE




11%



18%



71%



ENGLAND (UK)



7%



11%



82%



\*Data refer to a randomly chosen class from the teacher's timetable. The distribution of time may not add up to 100%.

Source: OECD (2014) TALIS 2013 Results: An International Perspective on Teaching and Learning. Table 6.20 - Distribution of class time during an average lesson. <http://dx.doi.org/10.1787/9789264196261-en>

Teacher